



With a beautiful two--color weave--not to mention wrinkle resistance--this poplin shirt has a pleasing texture and truly impresses in the office.

- 3-ounce, 60/40 cotton/poly
- Button-down collar
- Back box pleat
- Left chest pocket
- Pearlized buttons
- Mitered adjustable cuffs

CARE INSTRUCTIONS

Machine wash cold with like colors, only non-chlorine bleach, tumble dry low, warm iron if needed.

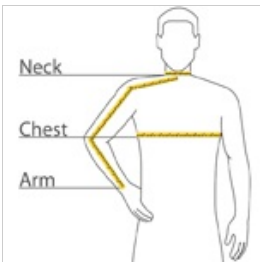


front



back

HOW TO MEASURE



CHEST WIDTH

Measure under the arm and around the fullest part of the chest with arms down, keeping tape horizontal.

NECK

Measure around the fullest part of the neck at the base.



ARM

Place hand on hip. Start at the center of the back of the neck and measure across the shoulder, to the elbow, and then down to the wrist.

SIZE CHART

	XS	S	M	L	XL	2XL	3XL	4XL
Chest	32-34	35-37	38-40	41-43	44-46	47-49	50-53	54-57
Neck	16 1/2	16 1/2	17	17 1/2	18	19	20	20 3/4
Arm	30 1/2	32	34	35	36 1/2	37 1/2	38 1/2	39 1/2

COLOR INFORMATION

						
Chambray Blue PMS 3584C	Dark Cactus Green PMS 2266C	Deep Blue PMS 2380C	Grape Harvest PMS 7665C	Navy Frost PMS 533C	Red Oxide PMS 7638C	Soft Black PMS NTR BLACK C